


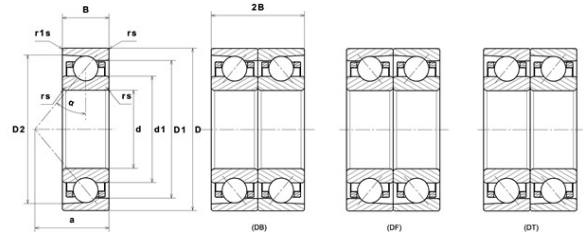
PDF technical sheet 10R71917HVUJ84



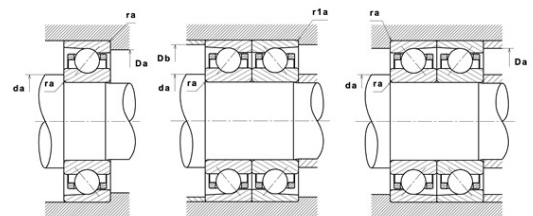
High precision angular contact ball bearings

High precision angular contact ball bearing, laminated resin cage centred on outer ring

Product definition	
d	3.3465 "
D	4.7244 "
B	0.7087 "
d1	3.7874 "
D1	4.2815 "
D2	4.4976 "
a	1.2992 "
Contact angle, α	25 °
rs min	0.0236 "
r1s min	0.0236 "
f0	16.607
Precision class	P4
Mass	1.90 oz
Brand	SNR



Product performance	
Dynamic load, C	37.30 kN
Static load, C0	40.10 kN
Fatigue limit load, Cu	2.26 kN
Nlim (oil)	15,500 RPM
Nlim (grease)	10,000 RPM
Axial displacement K Factor	0.46
Preload level	8
Peload value	960 kN
axial rigidity	317 N/ μ m
radial rigidity	643 N/ μ m
Min operating temperature, Tmin	-22 °C
Max operating temperature, Tmax	248 °C
Characteristic cage frequency, FTF	0.45 Hz
Characteristic rolling element frequency, BSF	9.85 Hz
Characteristic outer ring frequency, BPF0	11.36 Hz
Characteristic inner ring frequency, BPF1	13.64 Hz



Abutment dimensions

da min	3.5236 "
db min	3.5236 "
Da max	4.5472 "
Db max	4.5472 "
r1a max	0.0236 "
ra max	0.0236 "
D6	3.9173 "

Calculation factors

Equivalent dynamic radial load

$$P = X.Fr + Y.Fa$$

Series	e	Single or DT bearing arrangement				DB or DF arrangement					
		Fa / Fr ≤ e		Fa / Fr > e		Fa / Fr ≤ e		Fa / Fr > e			
		X	Y	X	Y	X	Y	X	Y		
70 (NTN & SNR) 72 (NTN & SNR) 78 (NTN) 79 (NTN) 719 (SNR)	15°	0.178	0.38	1	0	0.44	1.47	1	1.65	0.72	2.39
		0.357	0.4				1.4		1.57		2.28
		0.714	0.43				1.3		1.46		2.11
		1.07	0.46				1.23		1.38		2
		1.43	0.47				1.19		1.34		1.93
		2.14	0.5				1.12		1.26		1.82
		3.57	0.55				1.02		1.14		1.66
		5.35	0.56						1.12		1.63
	7.14	0.56	1	1.12	1.63						
	25°	0.68			0.41	0.87		0.92	0.67	1.41	
30°	0.8			0.39	0.76		0.78	0.63	1.24		

Equivalent static radial load

$$P_o = X_o.Fr + Y_o.Fa$$

Series	e	Single or DT bearing arrangement		DB or DF arrangement	
		X _o	Y _o	X _o	Y _o
70 (NTN & SNR) 72 (NTN & SNR) 78 (NTN) 79 (NTN) 719 (SNR)	15°	0.5	0.46	1	0.92
	25°		0.38		0.76
	30°		0.33		0.66

For single or DT bearing arrangement :

If $P_o < F_r$, then use $P_o = F_r$